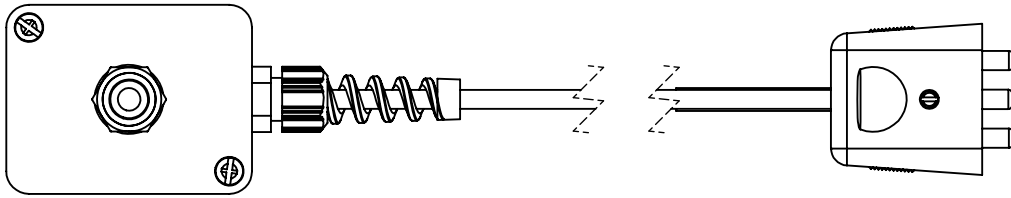
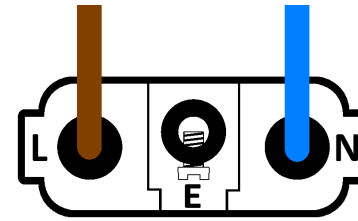


# Wiring guide: Command Cables



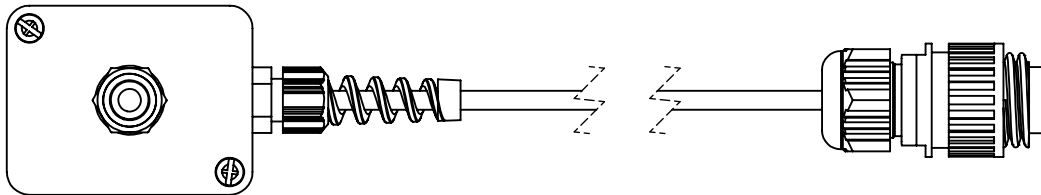
CABLES FITTED WITH "DURAPLUG" OR "PERMAPLUG" CONNECTOR




Wiring side of plug

Pin L - Brown  
Pin E - Not used  
Pin N - Blue

Note: Pin E may be marked  $\perp$



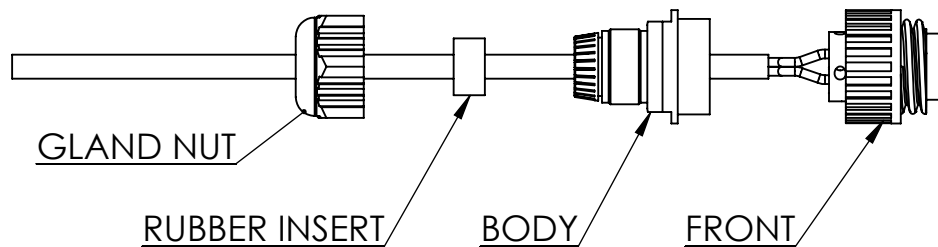
CABLES FITTED WITH "HIRSCHMANN" 4 PIN CONNECTOR



Wiring side of plug

Pin 1 - Not used  
Pin 2 - Brown  
Pin 3 - Blue  
Pin 4 - Not used

Note: Pin 4 marked  $\perp$



Assemble plug components as shown, use the rubber insert with the smaller centre hole (discard the other one)  
After wiring fit the front section to the body and screw together firmly before tightening the rear gland nut.